WVS-TECHNOLOGY

WALTER V. STEINFELD, DIPL.-ING.

ROBERT-BOSCH-STR. 7 TEL.: +49 2150 - 91 28 10
D - 40668 MEERBUSCH FAX: +49 2150 - 91 28 11

VHF Tetrode 1421

Output powers **5.5 KW**

GENERAL CHARACTERISTICS

Cathode	Thoriated tungsten
Heating	Direct
Filament voltage	7V
Filament current	64A
Interelectrode capacitances, approx.:	
Control grid-anode	0.5pF
Cathode-control grid	48pF
Control grid-screen grid	56pF
Screen grid-anode	15pF
Transconductance (Ia=2A)	62mA/V
Internal amplification fact or, average	8.5
Operating position	Vertical, anode up
Weight, approx.	4.5kg
Dimensions	See page 95
Anode cooling(1)	Forced air
Air flow, min	5000 L/min
Pressure drop, min 340 Pa	
Cooling at the sealing between electrode terminal and ceramic	Forced air
Temperature on tube surface, max	250℃

(1) Values for cooling given for maximum anode dissipation

TYPICAL OPERATION

Class AB RF power amplifier

Frequency	21 MHz
Output power	5.5 KW
Intermodulation distortion	-44 dB
Anode voltage	5.5 KV
Control-grid bias voltage	-82 V
Screen-grid voltage	800V
Anode current (with signal)	1.3 A
Anode current (at zero signal)	0.6 A
Control-grid current	0 mA
Screen-grid current	6 mA

MAXIMUM RATINGS

Frequency	250 MHz
Anode voltage	9kV
Anode current	3 A
Control-grid voltage	-1 kV
Screen-grid voltage	1.5 kV
Anode dissipation	6 kW
Control-grid dissipation	70 W
Screen-grid dissipation	150 W

WVS-TECHNOLOGY

WVS-TECHNOLOGY

WALTER V. STEINFELD, DIPL.-ING.

ROBERT-BOSCH-STR. 7 TEL.: +49 2150 - 91 28 10
D - 40668 MEERBUSCH FAX: +49 2150 - 91 28 11

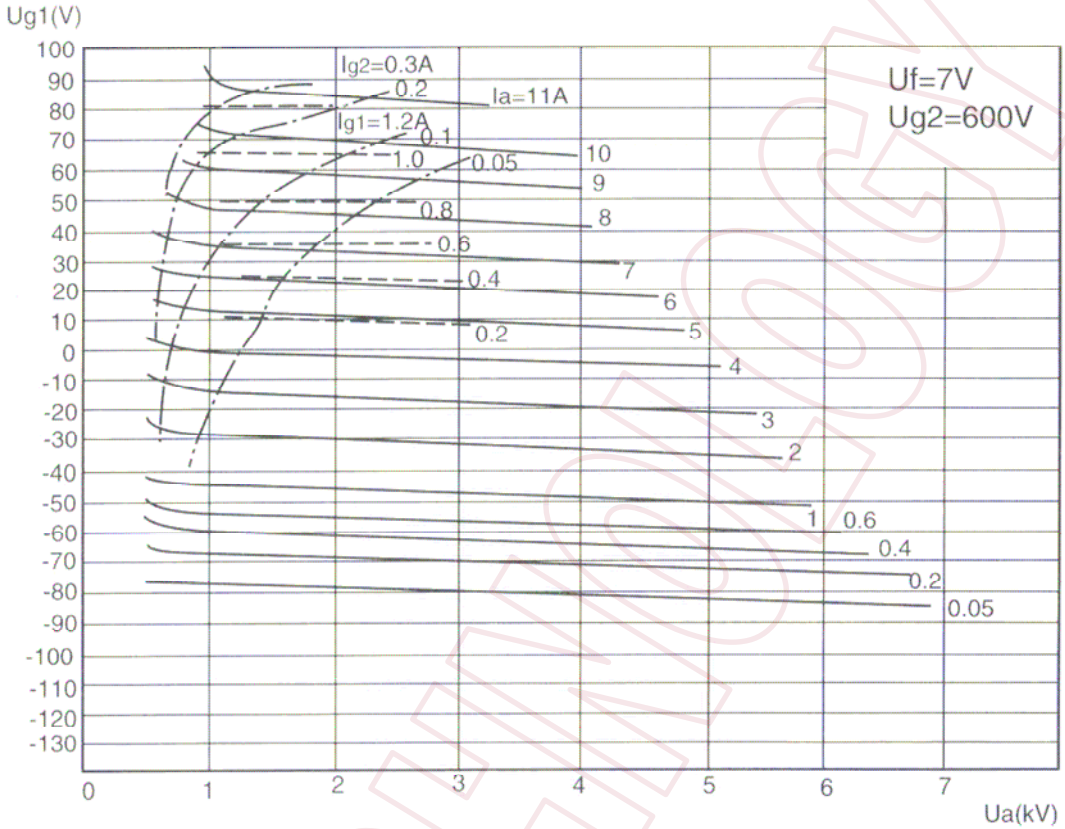

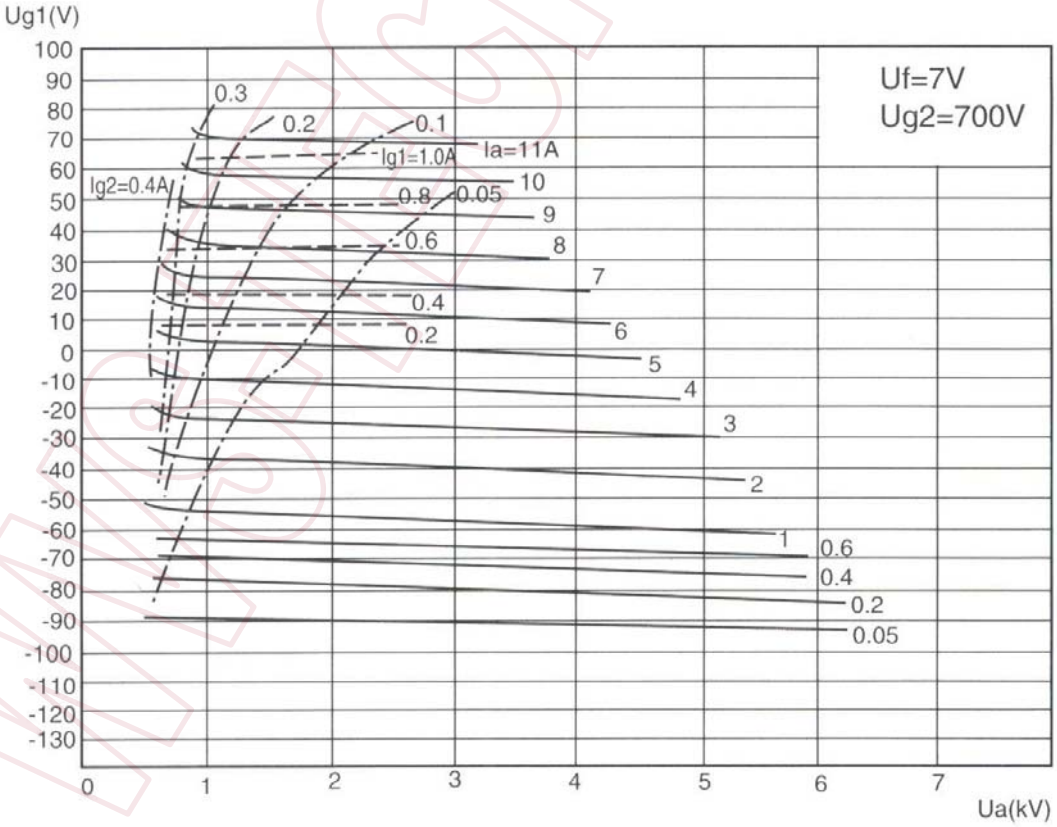

WVS-TECHNOLOGY

WALTER V. STEINFELD, DIPL.-ING.

ROBERT-BOSCH-STR. 7 TEL.: +49 2150 - 91 28 10
D - 40668 MEERBUSCH FAX: +49 2150 - 91 28 11



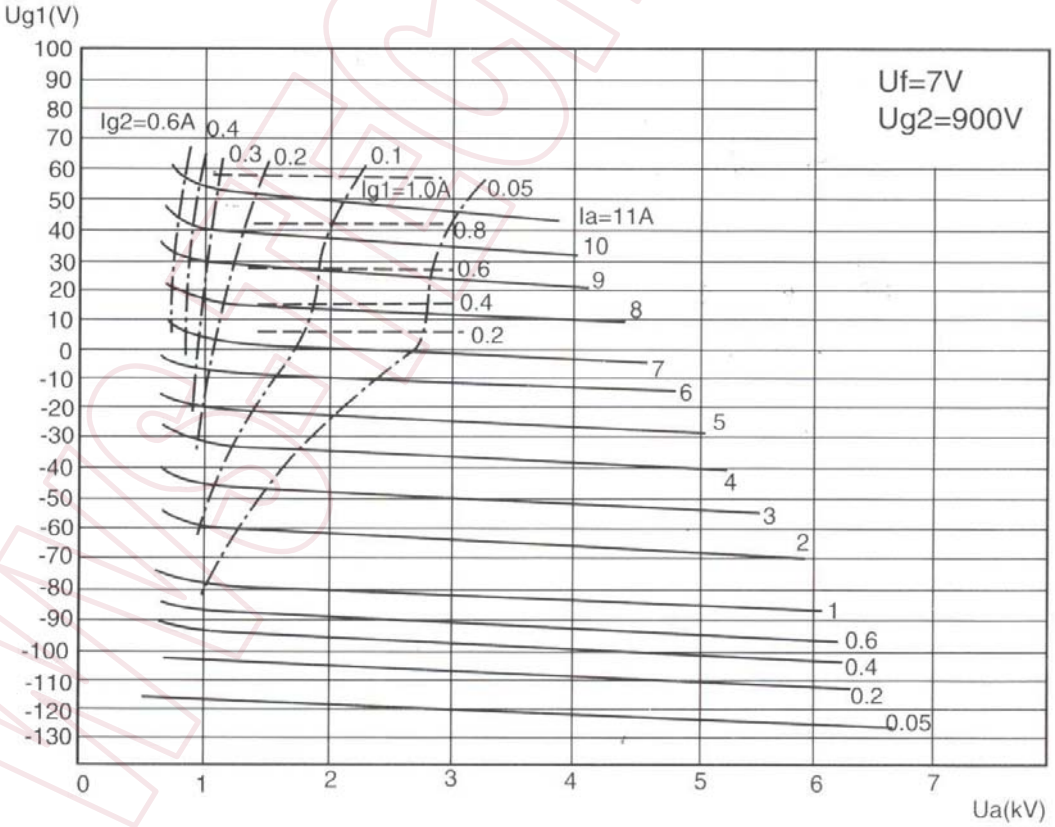

WVS-TECHNOLOGY

WALTER V. STEINFELD, DIPL.-ING.
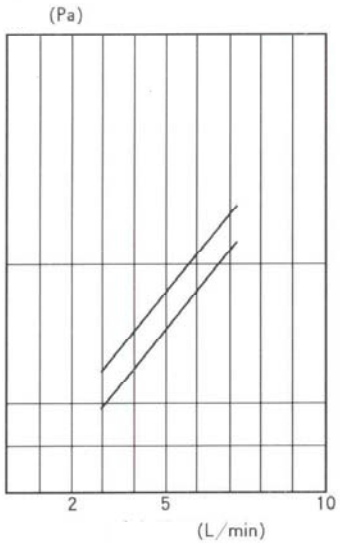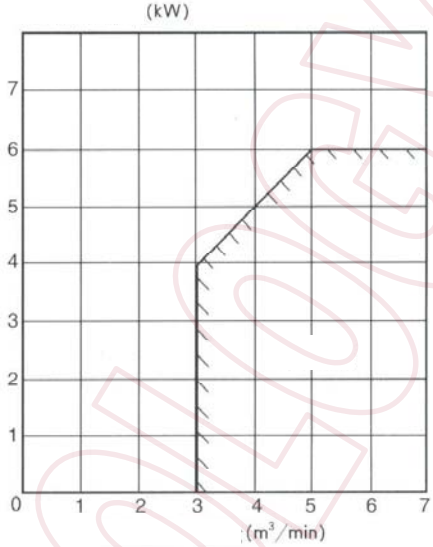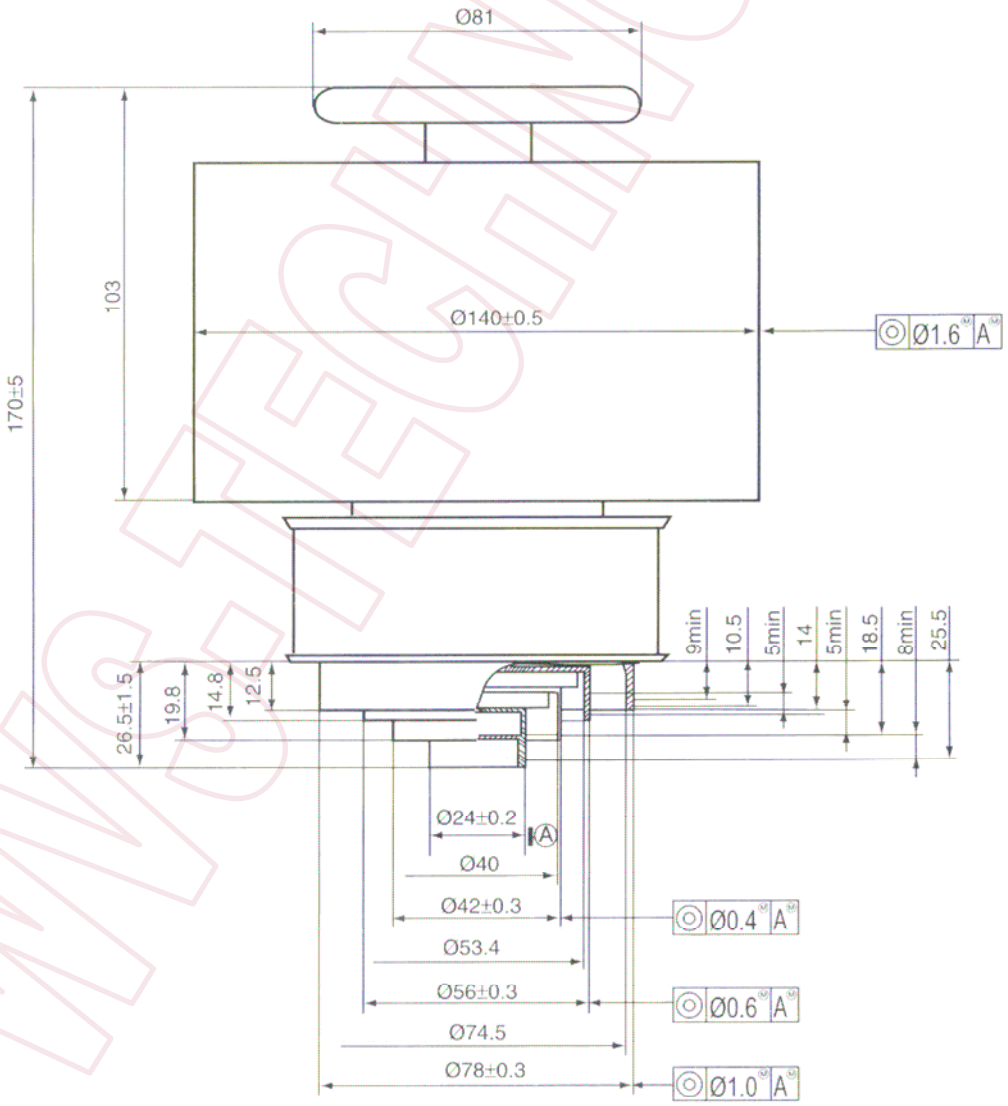
ROBERT-BOSCH-STR. 7 TEL.: +49 2150 - 91 28 10
D - 40668 MEERBUSCH FAX: +49 2150 - 91 28 11